



## DLF/DLH2118-E 21.5" TFT LCD, 1600 nits LED Backlight, 1920x1080

The DLF/DLH2118-E is a 21.5 inch industrial grade sunlight readable LCD, with high brightness 1600 nits, it produce sharp images, crisp text and lifelike colors. The Durapixel LED backlight technology ensures high reliability and low power consumption, suitable for outdoor application, kiosk, factory automation, military, transportation and gaming application.

### Key Features

- High Brightness 1600 nits
- Sunlight Readable
- LED Backlight
- Low Power Consumption
- BL MTBF: 100,000 hours



### Specifications

Model Name	DLF/DLH2118-E
Description	21.5" TFT LCD, 1600 nits LED Backlight, 1920x1080
Screen Size	21.5"
Display Area (mm)	476.64(H) x 268.11(V)
Brightness (Typical)	1600 cd/m2
Resolution	1920x1080
Aspect Ratio	16 : 9
Contrast Ratio (Typical)	1100 : 1
Pixel Pitch (mm)	0.24825(H) x 0.24825(V)
Pixel Per Inch (PPI)	102
Viewing Angle	170°(H),160°(V)
Color Saturation (NTSC)	82%
Display Colors	16.7M
Response Time (Typical)	5ms
Panel Interface	LVDS
Input Interface	VGA,DVI-D,HDMI
Input Power	DC12V
Power Consumption	34.6W(36.6W with AD Board)
OSD Key	4 Keys (Power Switch, Menu, +, -)
OSD Control	Brightness, Color, Contrast, Auto Turing, H/V Position...etc
Dimensions (mm)	497.6 x 292.2 x 13.35
Bezel Size(U/B/L/R)	12.045/12.045/10.48/10.48
Weight (Net)	2.1kg
Operating Temperature	0 °C ~ 50 °C
Storage Temperature	-20 °C ~ 60 °C

DLF= Panel + LED Driving Board

DLH= Panel + LED Driving Board + AD Control Board

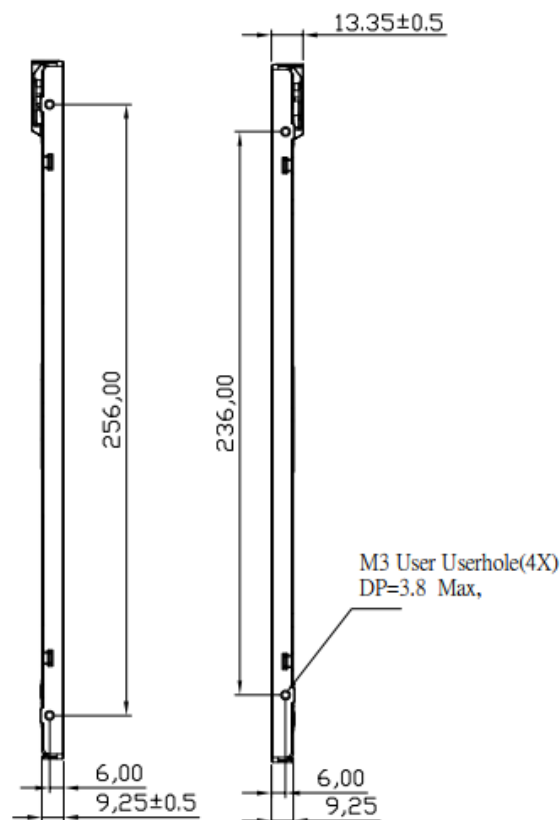

Specifications are subject to change without notice.  
All brands or product names are trademarks or registered trademarks of their respective companies.

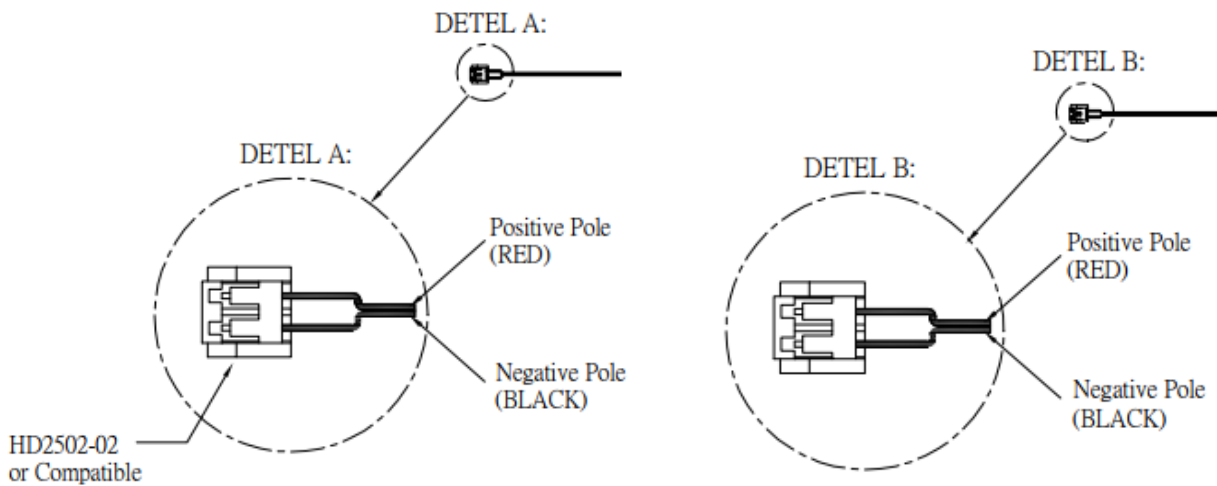
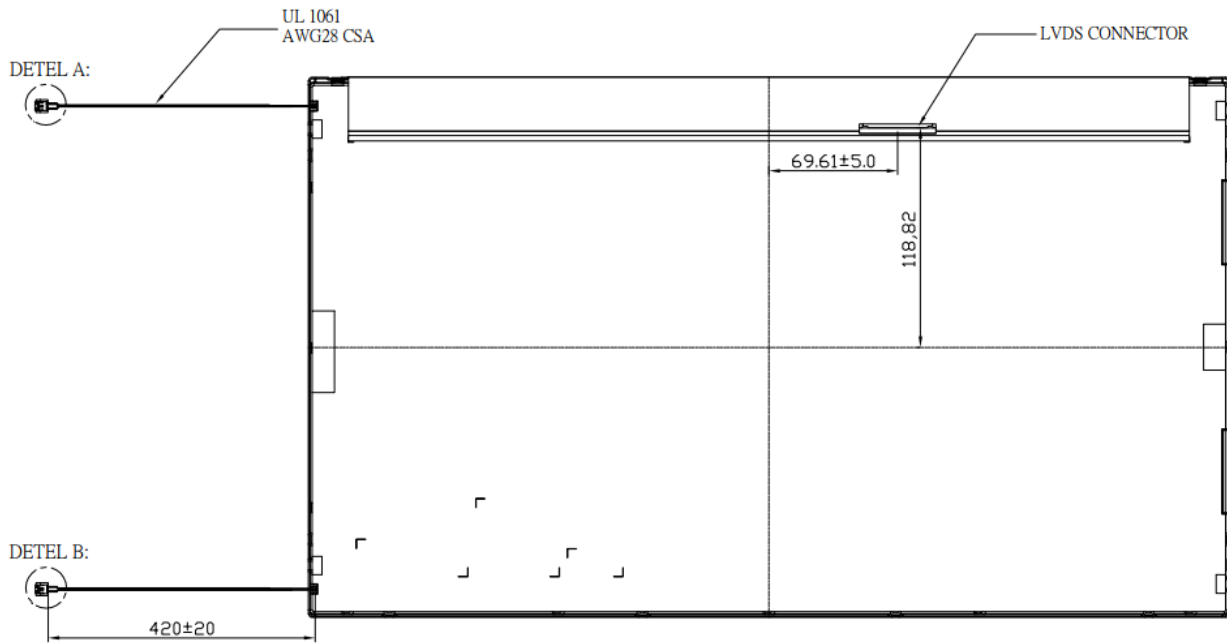


## Mechanical Drawing

### Outline Dimensions

Unit: mm





Note :

- 1.GENERAL TOLERANCE:±0.5mm
- 2.ALLOW ED DEPTH OF USERHOLE SCREW INSERTION IS 3.8mm MAX.
3. USER SCREW TORQUE=4.0 kgf/cm MAX.



### Ordering Information

Part Number	Description
<b>DLF2118-ENN-A02</b>	21.5",1600nits,FHD,LID21B.5in1,V01
<b>DLH2118-ENN-Q01</b>	21.5",1600nits,1920x1080,LID21C,AD8891GDH,W/O Boss,DC12V,5in1,V1

### Optional Accessories

Part Number	Description
<b>840612051212</b>	ADAPTER,AC/DC,12V/5A,60W,Power-Din-4P,CWT,G99-ABF060F-N022,Efficiency-level-6,R
<b>810618301010</b>	CABLE,POWER,AC,1830mm USA type
<b>810618301090</b>	CABLE,POWER,AC,1830mm Europe type
<b>810618301050</b>	CABLE,POWER,AC,1830mm UK type
<b>810618301170</b>	CABLE,POWER,AC,1830mm Australia type
<b>810618301031</b>	CABLE,POWER,AC,1830mm Japan type

### Customer request

<b>Touch</b>	SCT (Single-Touch), PCT (Multi-Touch)
<b>Glass</b>	Tempered glass, AR coating.....