



## SSF/SSH3525-A V1

### 35.2" Resizing LCD, 1000 nits LED backlight, 1850 x 2160

The SSF/SSH3525-A is a 35.2 inch color TFT-LCD display with special aspect ratio 7.7:9 and wide resolution 1850 x 2160 . It is Litemax's Spanpixel series product which designed for high brightness 1000 nits with power efficiency LED backlight. It provides LCD panel with specific aspect ratios and sunlight readable for digital signage, public transportation, exhibition hall, department store, and vending machine.

#### Key Features

- Resizing LCD
- Square Screen (7.7 : 9)
- High Brightness 1000 nits
- Sunlight Readable
- LED Backlight
- BL MTBF: 100,000 hours



### Specifications

|                                 |  |
|---------------------------------|--|
| <b>Model Name</b>               | <b>SSF/SSH3525-A V1</b>                                      |
| <b>Description</b>              | 35.2" Resizing LCD, 1000nits LED backlight, 1850x2160        |
| <b>Screen Size</b>              | 35.2"  |
| <b>Display Area (mm)</b>        | 582.750(H) x 680.400(V)                                      |
| <b>Brightness</b>               | 1000 cd/m <sup>2</sup>                                       |
| <b>Resolution</b>               | 1850x2160  |
| <b>Aspect Ratio</b>             | 7.7 : 9  |
| <b>Contrast Ratio</b>           | 6200 : 1   |
| <b>Pixel Pitch (mm)</b>         | 0.315(H) x 0.315(V)  |
| <b>Pixel Per Inch (PPI)</b>     | 80   |
| <b>Viewing Angle</b>            | 178°(H),178°(V)  |
| <b>Color Saturation (NTSC)</b>  | 84%  |
| <b>Display Colors</b>           | 1.07B  |
| <b>Response Time (Typical)</b>  | 8ms  |
| <b>Panel Interface</b>          | V-by-One   |
| <b>AD Board Input Interface</b> | DVI-D, HDMI, DP  |
| <b>Input Power</b>              | DC24V  |
| <b>Power Consumption</b>        | 76W , 81W(with AD board)                                     |
| <b>OSD Key</b>                  | 5 Keys (Power Switch, Menu, +, Exit, -)                      |
| <b>OSD Control</b>              | Brightness, Color, Contrast, Auto Turing, H/V Position...etc |
| <b>Dimensions (mm)</b>          | 630.5 x 711.9 x 26   |
| <b>Bezel Size(U/B/L/R)</b>      | 14.400/17.100/23.875/23.875 mm                               |
| <b>Weight (Net)</b>             | 8kg  |
| <b>Operating Temperature</b>    | 0 °C ~ 50 °C   |
| <b>Storage Temperature</b>      | -20 °C ~ 60 °C   |

**SSF**= Panel + LED Driving Board

**SSH**= Panel + LED Driving Board + AD Control Board

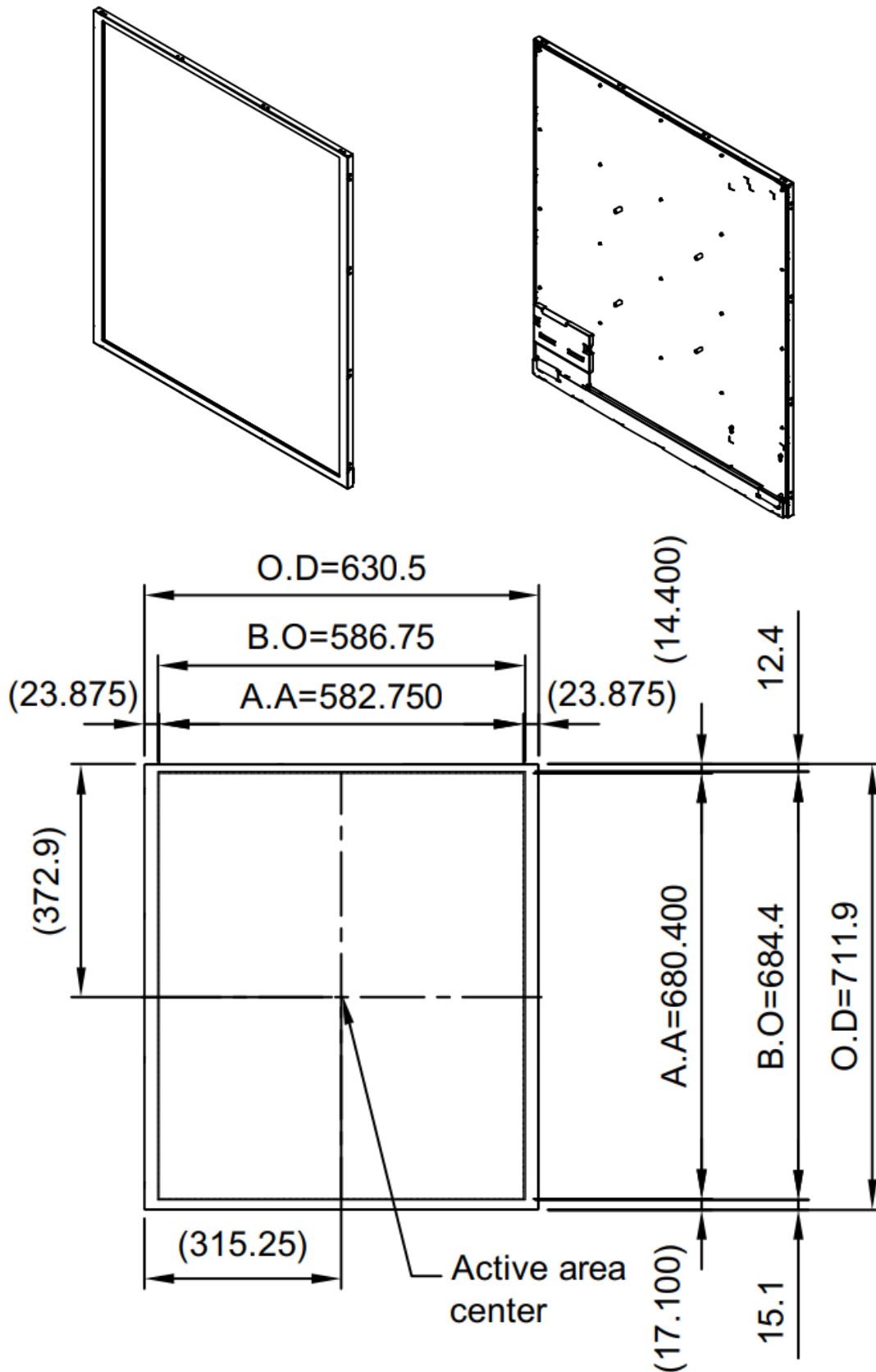
Specifications are subject to change without notice.  
All brands or product names are trademarks or registered trademarks of their respective companies.

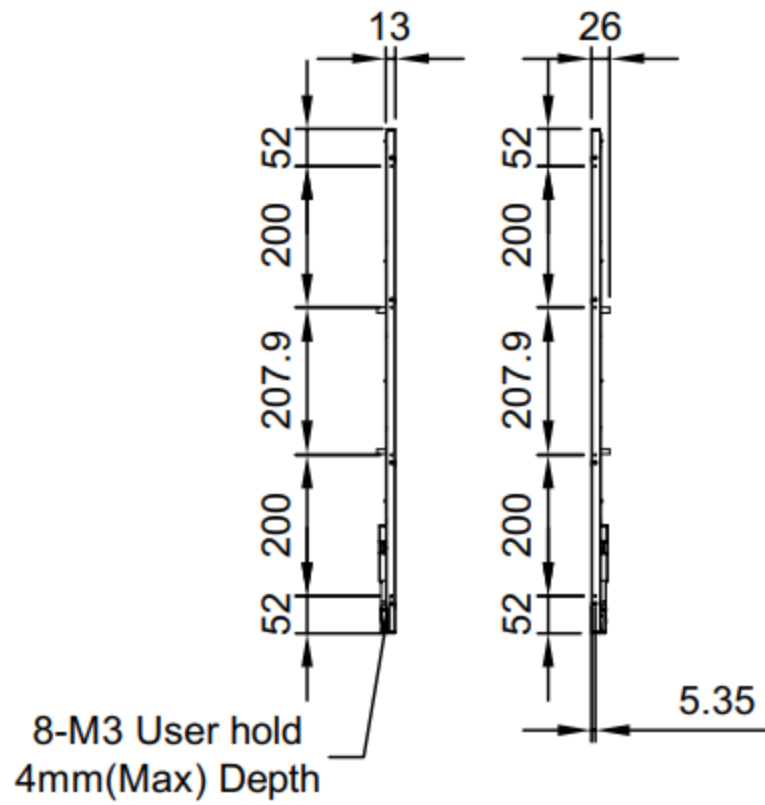
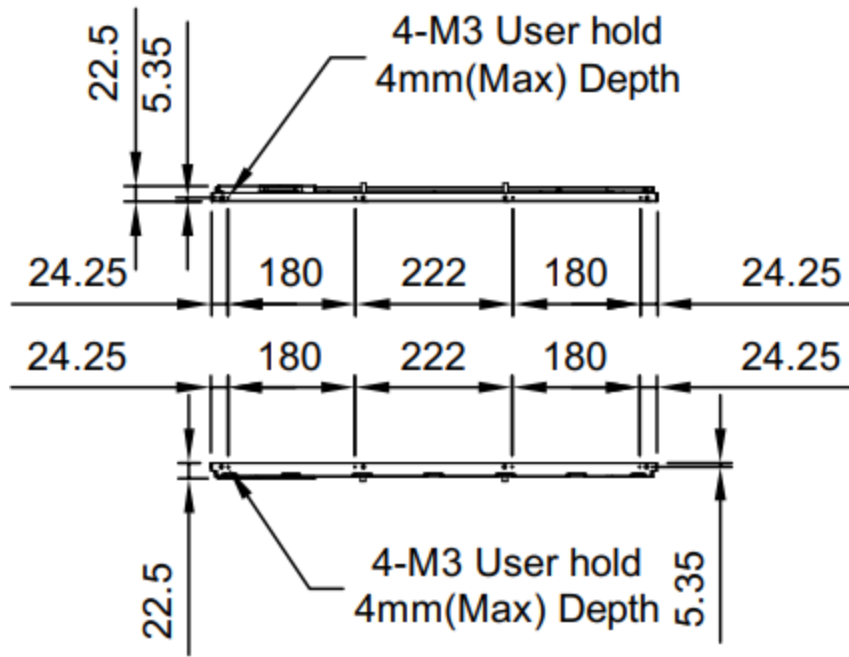


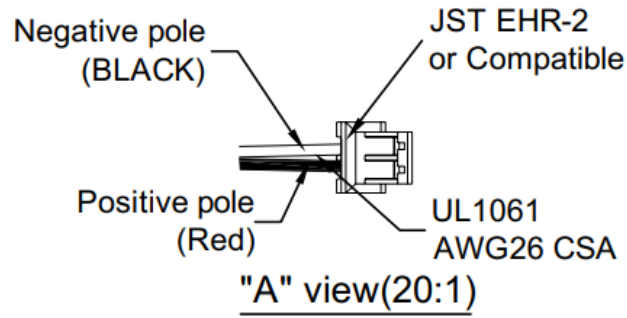
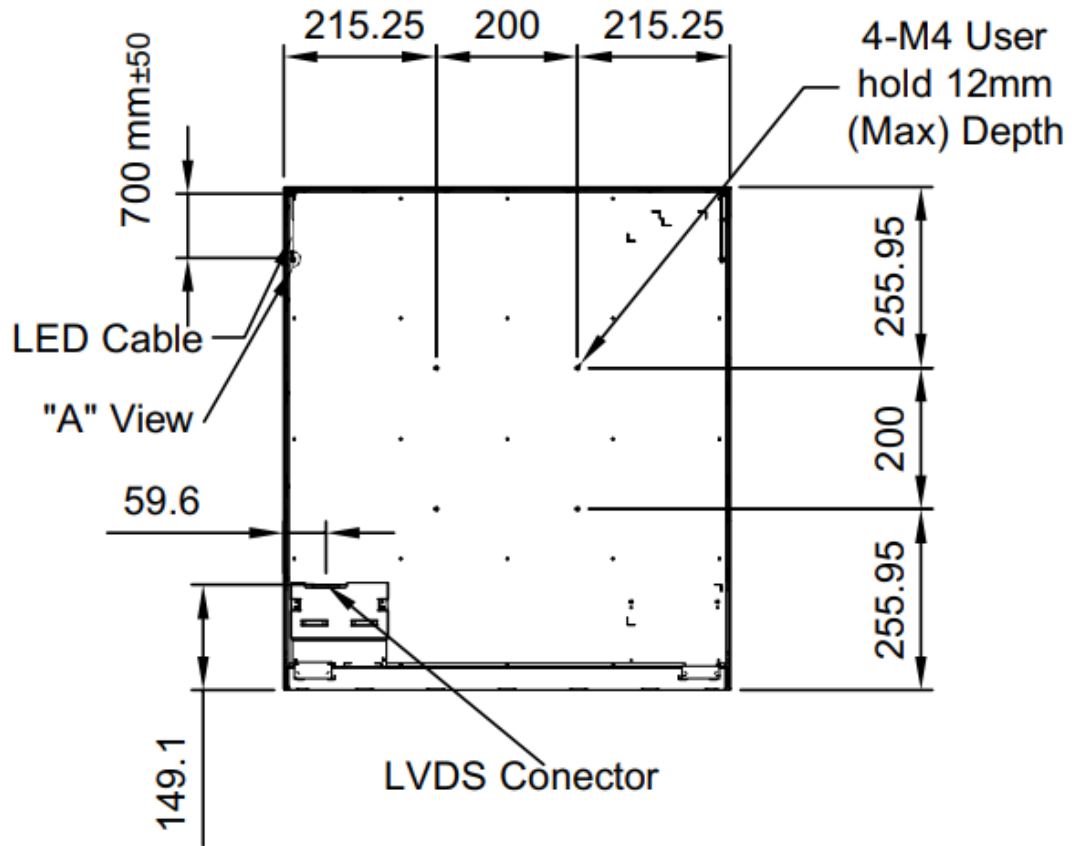
Mechanical Drawing

Outline Dimensions

Unit: mm







Note :

O.D : Outline Dimension

B.O : Bezel Opening

A.A : LCD Active Area

LVDS Conector: JAE FI-RTE51SZ-HF or equivalent



### Ordering Information

| Part Number     | Description   |
|-----------------|---|
| SSF3525-ANU-A01 | 35.2",1000nits,1850*2160,LID35C,3in1,V1                 |
| SSH3525-ANU-N01 | 35.2",1000nits,1850*2160,LID35C,AD2796DHP,DC24V,3in1,V1 |

### Optional Accessories

| Part Number  | Description                                   |
|--------------|---|
| 840613111200 | ADAPTER,AC/DC,24V/5 A,120W,FSP120,POWER DIN,P |
| 810618301010 | CABLE,POWER,AC,1830mm USA type                |
| 810618301090 | CABLE,POWER,AC,1830mm Europe type             |
| 810618301050 | CABLE,POWER,AC,1830mm UK type                 |
| 810618301170 | CABLE,POWER,AC,1830mm Australia type          |
| 810618301031 | CABLE,POWER,AC,1830mm Japan type              |
|              |   |

### By Customer Request

|       |                                 |
|-------|---------------------------------|
| Glass | Tempered glass, AR coating..... |
|-------|---------------------------------|